

Fully Automatic Satellite TV System

SatKing
PRO MAX

The SatKing Pro Max is the most advanced automatic Satellite TV System on the market. Utilising the latest in flat panel design, the unit is very compact yet powerful. The Pro Max provides Australia wide coverage for all VAST & Foxtel channels. You can now watch TV all around Australia without having a big satellite dish mounted on the roof of your RV.

The SatKing Pro Max has a dual output LNB as standard and is suitable for VAST, Foxtel and Foxtel IQ. The Pro Max is already high definition MPEG4, as TV networks change to MPEG4 HD the Pro Max will provide crystal clear HD pictures. Many automatic dishes currently on the Australian market are MPEG2 and in the future these units will stop working.


The SatKing Pro Max requires a very small amount of roof space on the van. No more compromises with solar panels and other competing products. With the Pro Max being so small you can position the unit where it is convenient to install. Another benefit of being small is the Pro Max is not affected by wind.

The SatKing Pro Max is user friendly, simply select your satellite and press "OK", the satellite system then automatically searches for you. Locking the signal takes less than 80 seconds and with last position memory, your next set up will be even quicker.

The SatKing Pro Max has a built in 24 channel GPS system, setting a new standard for signal detection. The GPS system allows the Pro Max to know exactly where the unit is saving on search times and no need to change settings for different locations in Australia. The GPS will even lower the unit if you forget to put the Pro Max down once you exceed 20kph.

The SatKing Pro Max is a premium satellite system made for harsh Australian conditions. The unit is backed with a 3 year Australian warranty and technical support via our 1300 helpline number.





Key Features

- ⇒ Fully Automatic Self Aligning, just turn on and press "OK"
- ⇒ Receives VAST and Foxtel Satellite TV (Set top box required)
- ⇒ Australia wide coverage
- ⇒ Dual Output LNB as Standard to Suit Twin Tuner STB's
- ⇒ Built in 24 Channel GPS to find Satellites fast
- ⇒ Last Position Memory to Save on Search Times
- ⇒ Suits Caravan, Motorhome, Motor Vehicle and Camping use
- ⇒ Automatic Retraction when you Exceed 20KPH
- ⇒ Automatic LNB Skew
- ⇒ Powerful DC Motors with Metal Gears
- ⇒ Detailed Instructions and Roof Mounting Kit Included
- ⇒ 3 Year Warranty with 1300 139 255 Help Line
- ⇒ Not affected by high winds like the large round dishes
- ⇒ Made For Harsh Australian Conditions
- ⇒ Made in Korea & Specially Designed for Australia

Physical Specifications

Product Dimensions: 520x600x246mm
 Gift Box Dimensions: 620x550x317mm
 Product Weight: 18.5kg
 Gift Box Weight: 26.8Kgs
 Operating Temperature Range: -30°+60°C

LNB

Polarization: Horizontal/Vertical
 Output: Dual Output
 LNB L.O: 10700
 LNB Input Frequency: 11.75-12.75GHz
 LNB Output Frequency: 950-2150MHz

Antenna Adjustment Range

Elevation: 5°-90°
 Azimuth: 390°
 Skew: -60° ~+60°

Satellite Searching Time

Searching Time: 80 Sec (Average)
 Last Position Search Time: 20 Sec (Average)

Power

Input Voltage: 12V or 24V Auto Selection
 Voltage Range: 10.5V-30V
 Consumption: 30 Watts in Search Mode, 4w in Stand by Mode.

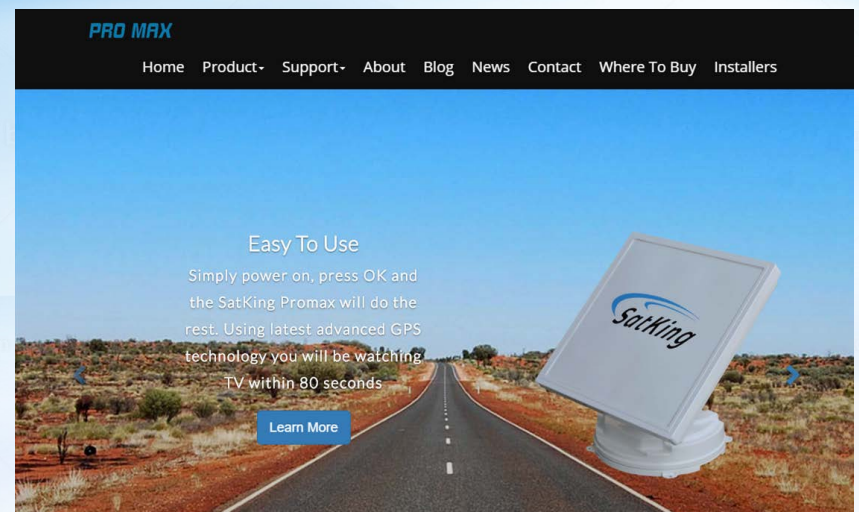
Warranty & Support


The SatKing Pro Max is backed with a 3 year Australian warranty with service centres around Australia. Technical support is provided via the SatKing 1300 139 255 help line with 4 staff, no answering machines.

We offer peace of mind here at Satking. If something did go wrong whilst out on the road and you can't get to a service centre, the compact size of the Pro Max means we are able to pick up the unit from anywhere in Australia.

Need the Pro Max installed? No problems just speak with one of our Pro Max dealers, your van manufacturer or SatKing to organise the installation.

Check out our dedicated website www.satkingpromax.com.au or search "SatKing Promax" on facebook





Coverage Explained

The SatKing Pro Max provides coverage across all of Australia for all VAST and Foxtel channels. Areas in green you should expect to receive all channels. So it doesn't matter if you are heading from Broome to Perth across to the Alice and then to Mount Isa and down to Tassie the Pro Max has you covered.

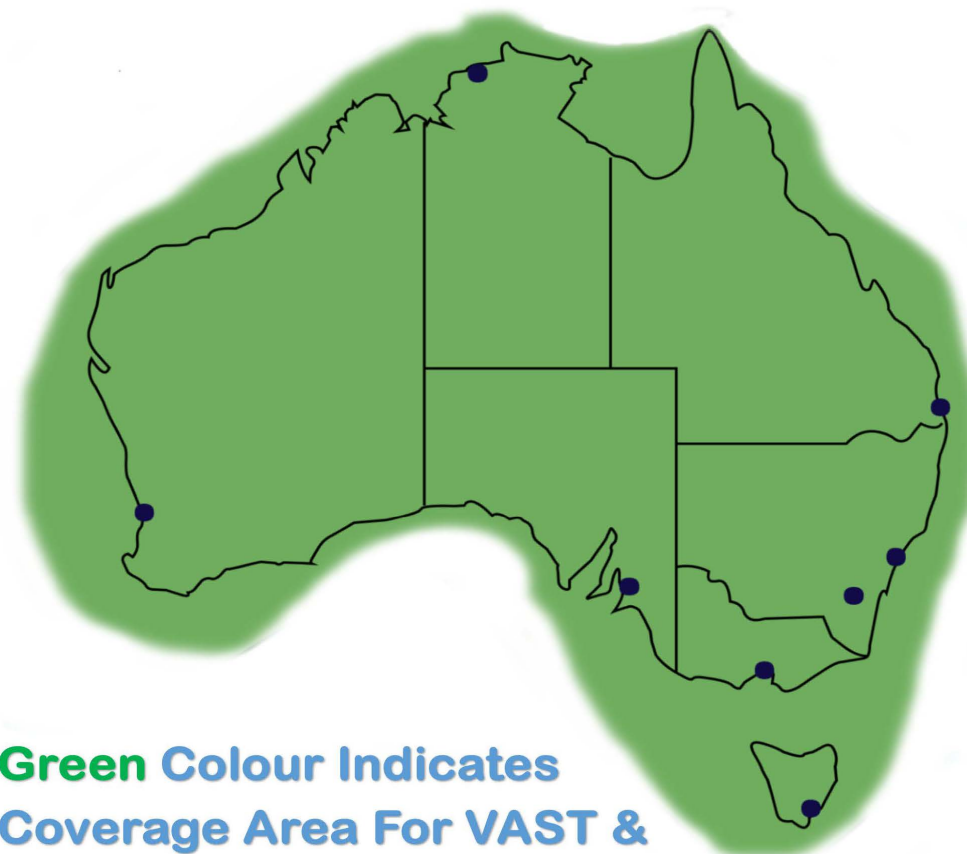
Satellite TV comes from the sky, to receive the satellite TV signal you will need a clear view to the north not obstructed by trees. The signal can also be affected by heavy rain, if this is the case just wait for the rain event to pass and normal service will resume.

The Pro Max unlike the large round dishes is not affected by high winds, there is no need to lower the dish in high winds and you can continue to watch TV. High winds don't cause the TV picture to pixelate with the Pro Max like the standard dishes that move in the wind.

The Pro Max uses advanced flat panel technology meaning the gain of the antenna is greatly increased compared to conventional satellite dishes. Combine this with very precise alignment technology and the unit automatically fine tuning once the satellite signal is locked making the Pro Max far superior to other options in the market.




Pro Max Signal Map



Green Colour Indicates Coverage Area For VAST & Foxtel Across Australia

Updated 25/10/2018



How to Watch TV Explained

The SatKing Pro Max is the automatic satellite TV system required to receive the satellite TV signal but to watch TV you will need to connect a set top box.

There are two options when it comes to set top boxes, you can either buy a VAST receiver or bring your own Foxtel satellite set top box. Using either is simple, just plug your receiver or set top box into the Pro Max and you will be watching TV in a minute or so.

VAST TV Explained

VAST is the most popular method of watching TV with your Automatic satellite TV system. VAST is basically the same channels as you receive in the capital city but with commercials from regional Australia. You receive ABC, SBS, 7, 9, 10 and their secondary channels like ABC2, GO, Gem, One, Eleven, 7Two and 7Mate. VAST receivers are available from all Pro Max dealers. With VAST there are no subscription charges.

Foxtel Explained

If you choose to bring your own Foxtel satellite set top box, just simply plug the set top box into the Pro Max and within a minute or so all the channels you access at home will be available. Note catch up TV services are delivered by the internet and can't be received via satellite TV and subscription charges apply.

Frequently Asked Questions

Q: Can I use both VAST and Foxtel at the same time?

A: Yes as the Pro Max has two outputs so you can run both at the same time

Q: What are the drive gears in the Pro Max made of?

A: The drive gears in the Pro Max are metal

Q: In high winds will the TV picture pixelate or will I have to lower the dish?

A: The Pro Max is not affected by wind like other dishes so you can continue to watch TV

Q: Does the Pro Max use much power?

A: The Pro Max uses very little power, once the unit has found the signal you can actually turn the unit off if you like and use no power at all whilst still watching TV

Q: How can the Pro Max be so small and still cover all of Australia?

A: The Pro Max uses special grid antenna panels and uses the most precise GPS alignment technology to achieve such high signal levels in the small body

Q: If I need help is there any support available?

A: SatKing has a dedicated 1300 number and a large dealer network across Australia

Q: How much space is required to mount the Pro Max on my van?

A: The Pro Max requires the smallest amount of roof space on the market

Q: Is the Pro Max designed for Australian conditions?

A: The Promax has been specially designed for harsh Australian conditions. SatKing has specifically engineered the product here in Australia

Q: What about SatKing who are they and where do the profits go?


A: SatKing is a wholly owned Australian company and all the profits stay in Australia

Q: Is the Pro Max easy to use?

A: Yes just press the "Power Button" and then press "OK" and the Pro Max does the rest

Q: Can the Pro Max be used to receive the internet?

A: Satellite TV systems can't receive the internet, they use a different part of the band

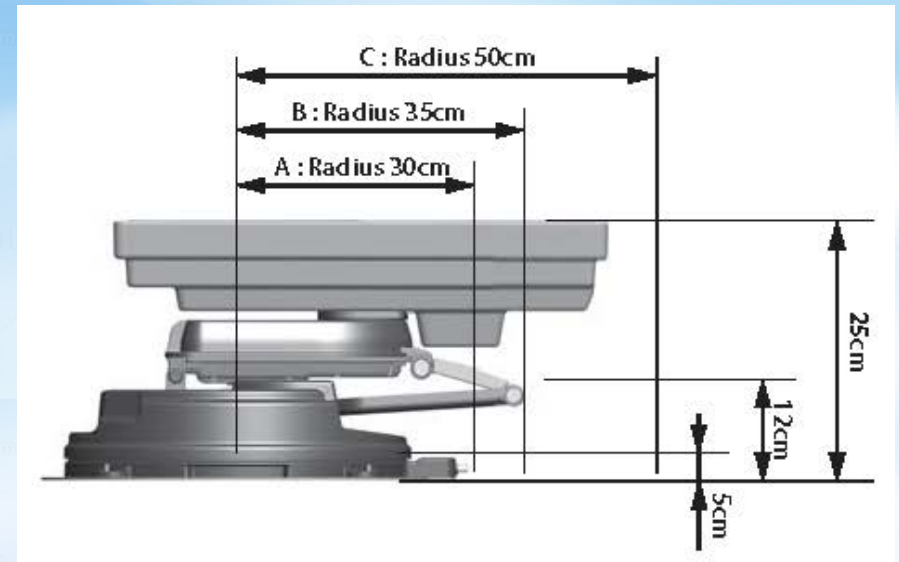
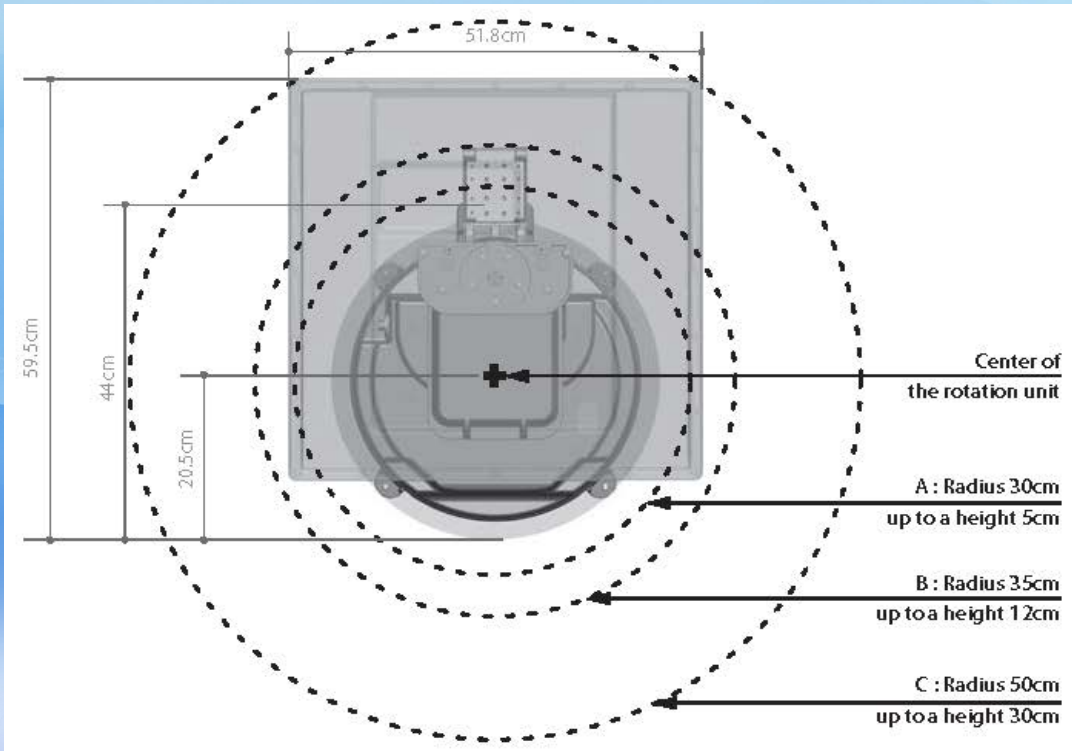


Installation Explained

The SatKing Pro Max requires only a very small amount of space to be installed, in general half the area of a conventional old style round dish. No longer do you have to position your motorised system in the rear corner of the van and have long cable runs. The unit can be installed where it is convenient or even directly above your TV making installation even easier. The diagrams below shows the area required for the Pro Max to operate, in general the Pro Max needs clearance of 50cm from the centre of the unit but as per below some existing products on your roof can be within the 50cm exclusion area depending on their height.


How to Intall

With the Pro Max you can either do a self install or get your caravan dealer to install the unit for you. SatKing or SatKing dealers can also recommend installers in your local area to do the complete installation for you.

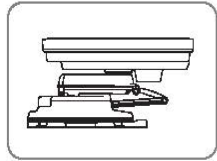


SatKing

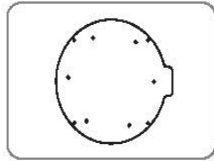
PRO MAX



What's Included



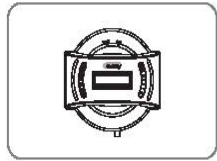
Main unit



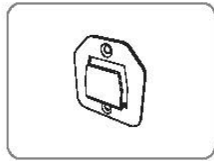
Mounting plate



Controller (labeled) cable - 7m



Controller



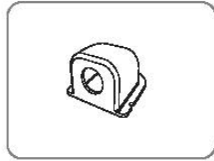
Controller bracket



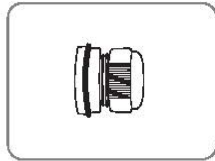
Power input cable
+ (Red), - (Black)



Receiver (labeled) cable - 7m
(x2 for twin outputs)



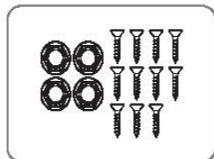
Cable holder



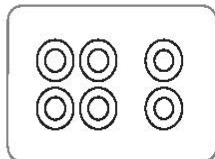
Cable gland



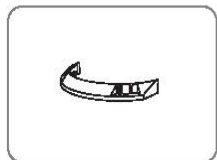
Spanner



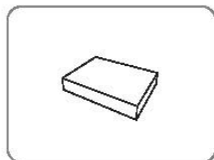
M4x20 (11), M8 Self-Lock nut



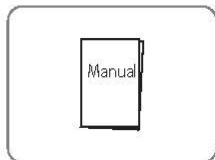
Washer (4), Bushing (2)



Deflector



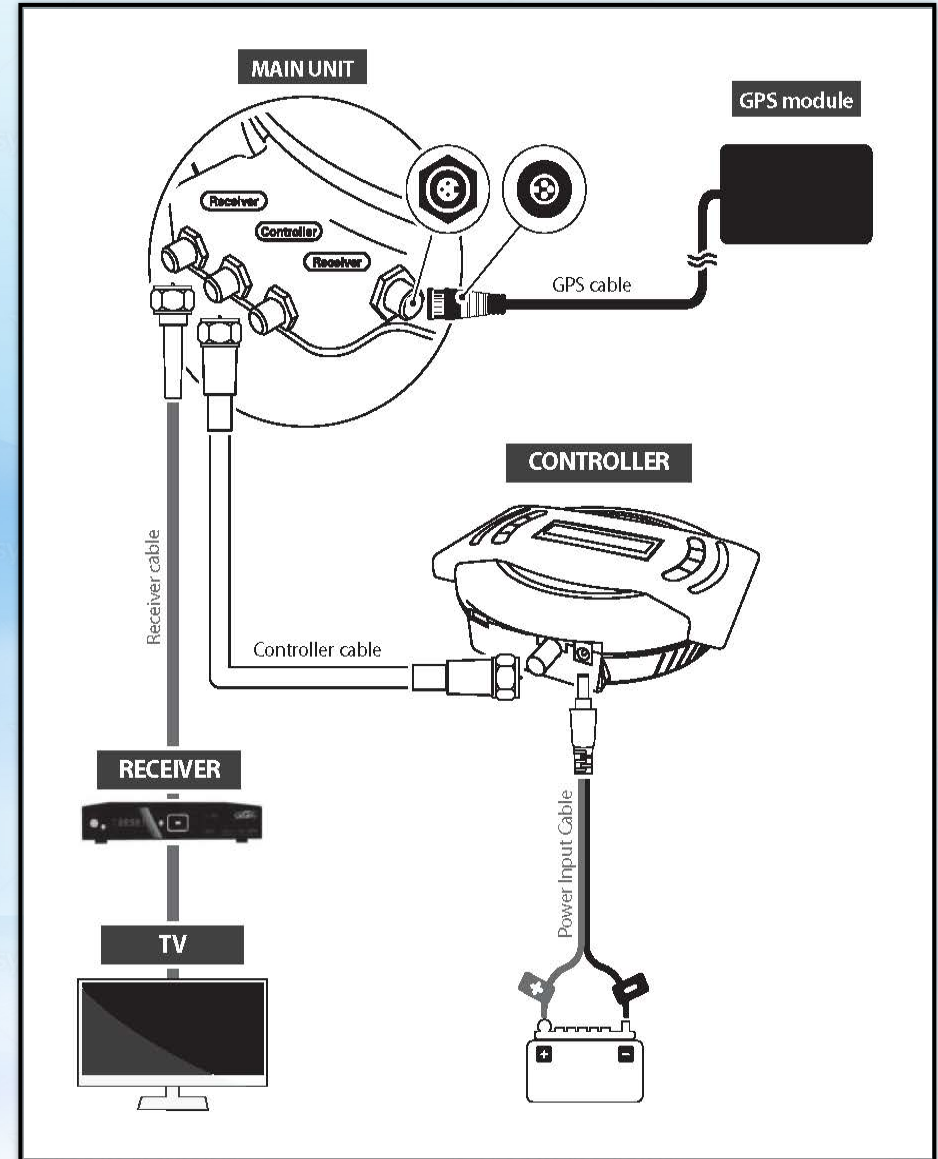
GPS module



Manual


User manual

Easy to Install



SatKing

PRO MAX



Compact remote control with LCD display



The complete system is supplied in one gift box

Don't have a satellite receiver yet?

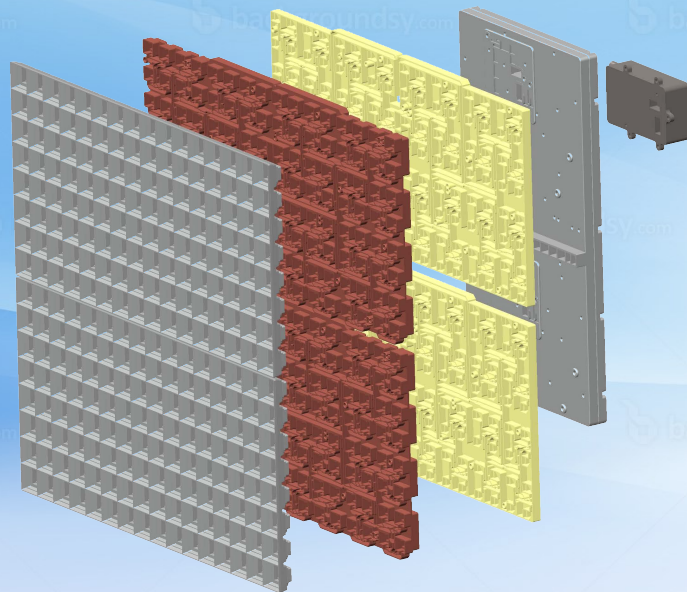

Why not add Australia's first VAST/Freeview certified satellite Receiver. The SatKing DVBS2 980CA and the Pro Max are the perfect match. VAST receivers provide similar TV channels to your local TV at home.





Advanced Flat Panel Technology

The Pro Max uses multiple flat panel antenna grids phased together to greatly increase antenna gain. This technology is commonly used in the military and means the Pro Max automatic satellite TV system can be physically smaller than other automatic systems but still have Australia wide coverage.



www.satkingpromax.com.au



Scan for more Info